



LILIUM AND BULB SOCIETY OF SOUTH AUSTRALIA Inc.

Nineteenth December Show of the Society
Will be held at the

**Kate O'Brien's Garden
129 Duffield Rd, Echunga (Jupiter Creek)**

On SATURDAY 2 December 2017 From 5:00pm Onwards

Fifty-second January Show of the Society
Will be held at the

**HAHNDORF INSTITUTE
Main Road, Hahndorf**

**On SATURDAY 13 January 2018 From 12 Noon to 5:00pm
And SUNDAY 14 January 2018 From 10:00am to 4:30pm**

Free Admission

Plant stall : Plant Sales

Program Cost \$1 - Financial members will be provided with one free copy on request.

<http://www.liliumbulb.org.au>



December Staging of exhibits

The garden will be open to exhibitors :

3 pm to 4 pm Saturday December 2.

Judging will commence at 4 pm and will be completed by 5 pm.

Only stewards and judges will be permitted to view the exhibits during judging.

The exhibits will be available for viewing by members from 5 pm .

January Hall Availability

The hall will be open to exhibitors:

12:00am to 8:00pm Friday January 12.

8:00am to 9:30am Saturday January 13.

Judging will commence at 9:45am and will be completed by 11:45am.

Only stewards and judges will be permitted in the hall during judging.

The hall will be open to the public:

12 Noon to 5:00pm Saturday January 13

10:00am to 4:30pm Sunday January 14.

Exhibits must remain in place until 4:30pm on Sunday.

RULES FOR EXHIBITORS AND JUDGES

- 1 All entries in must have been owned and maintained by the exhibitor for the three months prior to the relevant show. This rule does not apply to flower arrangements and photographs.
- 2 Only amateur growers will be eligible for prizes and awards . For the purpose of this rule an amateur is defined as a person who does not gain more than 25% of that person's or that person's partner's income from the sale of Lilium bulbs or flowers.
3. All entries must be tabled by 4 pm on Saturday December 2 or 9:30 am on January 13 as appropriate. **No exceptions for late arrivals.**
4. All entries **MUST** be entered in their correct class and carry an appropriately completed entry card. The card must be attached by a rubber band to the bottle or pegged to the pot.
There are two spaces marked "Name of Exhibitor" and your name must appear in both places or your entry may miss out on an award which you would otherwise receive.
Every effort should be made to enter a name in the space marked Variety; if a name is not known, mark the space UNKNOWN or UNNAMED.
All entries will be judged according to the placing by the exhibitor. If the placing is incorrect the entry will be ignored by the judge(s).
5. **Novice entries should be marked with an "N" on the front of the card.** A NOVICE is an exhibitor who has not won a major prize award from the society, in a PREVIOUS growing season.
6. The **Champion Seedling Stem** will be the best stem grown from seed. To be eligible. the stem must have been grown from seed by the exhibitor. **The entry card is to be marked with an "S" on the front.**
7. **Juniors** - entries will be accepted by juniors, where a junior aged under 18 and is a family member of a financial member. **The entry card is to be marked with an "J" on the front.** Junior entries will be presented with separate first/second certificates.
Junior members are encouraged to enter the floral art classes, **a special prize will be given to the best junior floral arrangement entry.**
8. At no time shall a person move an exhibitor's tabled entry without the prior approval of the exhibitor.
9. No person will be allowed in the show area during judging except the

judge(s) and stewards appointed by the Management Committee.

10. All exhibits must remain anonymous until the conclusion of all judging of a division or undivided section.
11. Bottles will be provided by the Society for the staging of all stems and florets.
12. Entries may be supported in their container, such support to be unobtrusive and not extend beyond the lowest point of the inflorescence.
13. Entries showing abnormalities (eg. fasciated or diseased stems) must not be exhibited. Stewards may exercise the right to refuse entries that they consider unsuitable.
14. A liliium growing in a pot may be exhibited in any class calling for stems.
15. A first certificate will be awarded in each class, provided that the judge(s) consider the entry to be of sufficient merit.
16. The judge(s) may award a "Certificate of Commendation" as merited. Such a decision shall be final.
17. The judges may combine or split classes at their discretion.
18. In cases of disagreement as to the interpretation of these rules or any matter not included in them, the decision of the Management Committee shall be final. In such a case, any committee member having a personal interest in the decision shall not participate in the decision making process.
19. No judge shall have an interest in any class in which he or she is appointed to officiate.
20. Liliium Floret/Stem Definitions

A Stem A stem is defined as follows - a section of the plant comprising one or more flowers or buds, with sufficient foliage identifiable with the variety.

Floret One bloom only having not more than six inches of stem or pedicel attached and devoid of foliage and buds. A single floret having any portion of the stem attached, which has not been defoliated, shall be regarded as a stem.

Stems If stems are growing in a container and there are two or more stems, the best stem will be judged without reference to the others. Potted liliiums can be entered into any relevant class

that require stems.

21. Exhibits at the shows, except those marked “Do Not Remove”, will become the property of the society. Those exhibits marked “Do Not Remove” are to be removed by the exhibitor at the conclusion of the show.

SHOW SCHEDULE

Entries will be accepted in the following sections.

Exhibitors in the shows must be financial amateur members of the Society on the Friday immediately preceding the show.

A certificate of merit will be awarded to the most successful exhibitor in each show.

December

Classes may be combined or split at judges discretion.

Division 1 Florets of Liliums

- Class 1 Floret of Asiatic hybrid
- Class 2 Floret of Trumpet hybrid type bloom
- Class 3 Floret of Aurelian hybrid (not a trumpet shape)
- Class 4 Floret of L-A hybrid or L-O hybrid
- Class 5 Floret of any hybrid not included elsewhere
- Class 6 Floret of any species
(Species must be identified on entry card)

Division 2 Stems of Liliums

- Class 9 Stem of Asiatic hybrid
- Class 10 Stem of Trumpet hybrid type bloom
- Class 11 Stem of Aurelian hybrid (not a trumpet shape)
- Class 12 Stem of L-A hybrid or L-O hybrid
- Class 13 Stem of any hybrid not included elsewhere
- Class 14 Stem of any species
(Species must be identified on entry card)

Division 3 Bulbs, Tubers, Corms and Rhizomes

- Class 18 Stem of Bulb not a liliium
- Class 19 Stem of Tuber
- Class 20 Stem of Corm

- Class 21 Stem of Rhizome
- Class 22 Pot of Bulb(s) not a liliium
- Class 23 Pot of Tuber(s)
- Class 24 Pot of Corm(s)
- Class 25 Pot of Rhizome(s)

January

Classes may be combined or split at judges discretion.

Division 1 Hybrid Florets

- Class 1 Floret of Asiatic hybrid, upfacing or outfacing varieties
- Class 2 Floret of Asiatic hybrid, pendant (downfacing) varieties
- Class 3 Floret of Martagon hybrid
- Class 4 Floret of Candidum hybrid
- Class 5 Floret of American hybrid
- Class 6 Floret of Longiflorum or Formosanum hybrid
- Class 7 Floret of Trumpet type bloom
- Class 8 Floret of Aurelian bowl or flat shaped bloom
- Class 9 Floret of Aurelian reflexed shaped bloom
- Class 10 Floret of Oriental hybrid bowl or flat shaped bloom
- Class 11 Floret of Oriental hybrid reflexed shaped bloom
- Class 12 Floret of Orienpet hybrid, any form
- Class 13 Floret of L-A hybrid or L-O hybrid
- Class 14 Floret of any hybrid not included elsewhere

Division 2 Species Florets

(Species must be identified on entry card)

- Class 15 Floret of any species with upright flowers
- Class 16 Floret of any species with pendant, martagon form flowers
- Class 17 Floret of any species with candidum type flowers
- Class 18 Floret of any American species
- Class 19 Floret of any species with Trumpet type flowers
- Class 20 Floret of Auratum or Speciosum species
- Class 21 Floret of any species not included elsewhere

Division 3 Hybrid Stems

- Class 22 Stem of Asiatic hybrid, upfacing varieties
- Class 23 Stem of Asiatic hybrid, outfacing varieties
- Class 24 Stem of Asiatic hybrid, pendant (downfacing) varieties
- Class 25 Stem of Martagon hybrid
- Class 26 Stem of Candidum hybrid

- Class 27 Stem of American hybrid
- Class 28 Stem of Longiflorum or Formosanum hybrid
- Class 29 Stem of Trumpet type bloom
- Class 30 Stem of Aurelian bowl or flat shaped bloom
- Class 31 Stem of Aurelian reflexed shaped bloom
- Class 32 Stem of Oriental hybrid bowl or flat shaped bloom, upfacing or outfacing
- Class 33 Stem of Oriental hybrid bowl or flat shaped bloom, downfacing
- Class 34 Stem of Oriental hybrid reflexed bloom
- Class 35 Stem of Orienpet hybrid, with upright flowers
- Class 36 Stem of Orienpet hybrid, outfacing flowers
- Class 37 Stem of Orienpet hybrid, downfacing flowers
- Class 38 Stem of L-A hybrid or L-O hybrid
- Class 39 Stem of any hybrid not included elsewhere

Division 4 Species Stems

(Species must be identified on entry card)

- Class 40 Stem of any species with upright flowers
- Class 41 Stem of any species with pendant, martagon form flowers
- Class 42 Stem of any species with candidum type flowers
- Class 43 Stem of any American species
- Class 44 Stem of any Trumpet type species
- Class 45 Stem of Auratum or Speciosum species
- Class 46 Stem of any species not included elsewhere

Division 5 Collections

- Class 47 A collection of 3 stems of Asiatic liliams, each of a different cultivar.
- Class 48 A collection of 3 stems of Oriental liliams, each of a different cultivar.
- Class 49 A collection of 4 stems of liliams illustrating the range of forms available, eg. a Trumpet, an Oriental, a Martagon type, an upfacing Asiatic, a pendant Asiatic, an outfacing Asiatic etc (as described by classes 22 to 39).
- Class 50 A collection of 3 stems of any one hybrid or strain.
- Class 51 A collection of 3 stems of different species liliams.
- Class 52 A collection of 6 florets illustrating the range of forms available (as class 49).

Division 6 General

- Class 57 Stem of any liliium in no more than its second flowering season raised from seed by the exhibitor.
- Class 58 Potted liliium, any type, in bloom. To be judged on suitability of presentation as a potted bloom.
- Class 59 A single container of seedlings not of flowering size, grown from seed by the exhibitor. The date of planting and parentage if known, should be shown on the entry card.
- Class 60 Stem of any liliium exhibited by a member who has not exhibited for at least the last three seasons.

Division 7 Floral Arrangements

- Note : The flowers and other material used in Classes 53 to 55 need not have been grown by the exhibitor.
- Class 53 Traditional arrangement of predominantly liliiums.
- Class 54 Theme 'Bold & Beautiful' - arrangement to a maximum diameter of 30cm.
- Class 55 Mixed arrangement featuring flowers of Liliiums and/or other Bulbs, Tubers, Corms and Rhizomes
Junior members are encouraged to enter the floral art classes, a special prize will be given to the best junior floral arrangement entry.

Division 8 Bulbs, Tubers, Corms and Rhizomes

- Class 61 Stem of Bulb not a liliium.
- Class 62 Stem of Tuber.
- Class 63 Stem of Corm.
- Class 64 Stem of Rhizome.
- Class 65 Pot of Bulb(s) not a liliium.
- Class 66 Pot of Tuber(s).
- Class 67 Pot of Corm(s).
- Class 68 Pot of Rhizome(s).

Photography Competition

Refer <http://www.liliumbulb.org.au/Shows/page47/index.html>

- P1 Triptych - set of 3 images (Camera)
- P2 Triptych - set of 3 images (Tablet format)
- P3 One photograph of a garden scene (Camera)
- P4 One photograph of a garden scene (Tablet format)

PRIZES AND AWARDS

For an exhibitor to be granted any trophy or award the exhibitor must be an amateur financial member of the Society on the day previous to the opening of the appropriate show.

The decision of the judge(s) shall be final.

All trophies remain the property of the society and must be returned to the secretary not less than one month before being required for the relative shows or for presentation. Awards and prizes, where awarded, remain the property of the winners.

First and Second Certificates will be awarded in all classes with two or more entries, provided that the judge(s) considers the entries to be of sufficient merit. In the event of there being only one entry in any class a First Certificate will be awarded, provided that the judge(s) considers the entry to be of sufficient merit.

In addition a Certificate of Commendation may be awarded to an exhibit, if the judge(s) consider the entry to be of sufficient merit. For aggregate points a Certificate of Commendation will score as a Second in other classes.

First and Second Certificates will be awarded in all classes of the Photographic competition in January.

Aggregate Points will be awarded as follows:

Best stem in a stem Class	6 points
Second stem in a stem Class	3 points
Best floret in a floret Class	3 points
Second floret in a floret Class	1 points
Best entry in each of Classes 47 through 68	6 points
Second entry in each of Classes 47 through 68	3 points

December

The Australian Lilium Society Inc. Trophy & a prize will be awarded to the exhibitor of the best exhibit in the show.

The Champion Stem will receive a prize.

The best Hybrid stem will receive a \$20 cheque or voucher.

The best Species Stem will receive a \$20 cheque or voucher.

The Grand Champion Floret will receive a prize.

The best Hybrid Floret will receive a \$20 cheque or voucher.

The best Species Floret will receive a \$20 cheque or voucher.

The best Bulb, Tuber, Corm or Rhizome will receive a \$20 cheque or voucher.

The exhibitor with the Highest Aggregate points will receive a prize.

January

The Lady Hayward Trophy, replica & a prize will be awarded to the exhibitor of the Grand Champion Stem in the Show. This trophy can be awarded to an entry in any class of the show, provided the exhibitor is a financial member of the society at the time of the show.

The Noel Lothian Award and a prize will be awarded to the exhibitor of the Champion Species Stem.

The Lew & Lucy Ryder Trophy and a prize will be awarded to the exhibitor of the best entry in Division 8 Classes 61 to 64 (Stem).

A Trophy and a prize will be awarded to the exhibitor of the best entry in Division 8 Classes 65 to 68 (Pot).

The E.H. & V. Vickery-Howe Award will be awarded to the exhibitor of the best stem entry by a Novice. For the purposes of this award a Novice will be an exhibitor who has never won a major prize at a previous South Australian Liliun Show.

The Champion Hybrid Stem, Oriental or Orienpet will receive a \$20 cheque or voucher.

The Champion Hybrid Stem, not an Oriental or Orienpet will receive a \$20 cheque or voucher.

The Champion Seedling Stem of the show will receive a \$15 cheque or voucher.

The Grand Champion Floret entered in any floret class will receive a prize.

The Champion Species Floret will receive a \$20 cheque or voucher.

The Champion Hybrid Floret, Oriental or Orienpet, will receive a \$20 cheque or voucher.

The Champion Hybrid Floret, not an Oriental or Orienpet will receive a \$20 cheque or voucher.

The best stem in no more than its second flowering season, grown from seed by the exhibitor will receive a \$15 cheque or voucher.

The best container of unflowered seedlings will receive a \$10 cheque or voucher.

The Champion Floral Arrangement will receive a prize.

Champion collection of Stems will receive a \$15 cheque or voucher.

Champion collection of Florets will receive a \$15 cheque or voucher.

The exhibitor with the Highest Aggregate points will receive a prize.

The best Junior floral exhibit will receive a prize donated by Marg Jenkins.

The D & D Barrington Trophy and a prize will be awarded to the exhibitor of the best Photographic Entry.

Some Guidelines For Exhibitors

Show Entry Cards

These cards have been designed to reduce the workload for exhibitors and stewards and to make information more readily available at shows and for future records. As with any system it is only as good as the users make it.

We ask that you make an effort to have your cards prepared to the best of your abilities when you arrive with your exhibits. The cards will be available at the General Meeting preceding the show, as well as at the show. Whilst stewards are there to help you, they cannot do all of the work for you in the limited time available for the show.

N.B. The completion of the Entry card and the staging of your exhibits remains your responsibility. Stewards and other exhibitors may assist, but nothing they say or do can relieve you of your responsibility.

Please write your name in the appropriate places on the entry card.

There are **two** spaces marked "Name of Exhibitor" and your name must appear in **both** places or your entry may miss out on an award which you

would otherwise receive.

Whenever possible you should complete the Class and Variety name on both parts of the card. If you have any doubts, consult an experienced exhibitor or a steward.

Please give all the information you can, as our members and the public want to know.

Put in the name of the exhibit, or if you do not know it, or it is unnamed, write “Unknown” or “Unnamed”.

In addition, the entry cards of NOVICE entries must be marked with a large “N” on the face of the card to qualify as a novice entry. Junior entries are to have the entry card marked with an “J” on the front

Entries that an exhibitor wishes to be considered for the Champion seedling stem are to be marked with an “S” on the front.

When you are sure that your card is complete, fold the bottom portion of the card forward at the perforation, and slip it under the tab provided.

When you are satisfied that your entry is complete, attach a rubber band through the hole in the card and slip the band around the bottle (from the base is preferred). Or for exhibits in pots, the rubber band can be attached to an ice cream stick, which can then be stuck in the pot.

This should leave the card hanging on the front of the bottle with the exhibitor’s name hidden from view during judging. The judge, having made a decision, will then punch a hole in the appropriate block on the bottom of the folded card. This will provide instant, and permanent, record of their decision.

With your cooperation, this system should provide a simple and accurate means of sorting the results and making the shows ready for what should be a more informed public.

Water for Exhibits

Exhibitors should ensure that the bottles containing their exhibits are full of water when staged. Stems should be staged so that they will at all times have some part in water. Hopefully all bottles will contain enough water to maintain the exhibit for the remainder of the show, however some particularly larger stems may need to be topped up during the show.

Some Guidelines to Judging

In our shows the number of entries in a Class is usually small and such that the judge can make the required decision without reference to a points system. The best usually stand out!! That which makes the entry stand out include:

Condition	[30]
Vigour	[20]
Placement on Stem	[20]
Substance of Flowers	[10]
Form of Flowers	[10]
Colour of Flowers	[10]

Some Societies use a points system to refine judging (eg. numbers in []).

Condition : includes the stage of maturity. Generally it is considered that a liliium stem is in its best condition when the lower florets are open but not faded, and the upper ones are in bud. The flowers should not be bleached by the sun, wilted or otherwise in poor condition. An exhibit which has deteriorated flowers removed is preferred to one which retains such flowers leaving the ovary to clearly indicate the original number of flowers.

Vigour : refers to the length and sturdiness of the stem, the number and size of flowers, and the size, colour and attractiveness of the foliage. In cutting stems, at least one third should be left with the bulb.

Placement on Stem : refers to the arrangement of flowers on the stem, which should be symmetrical. Flowers should not interfere with each other nor be too crowded.

Substance of Flowers : embraces strength of the flower, texture and lasting quality of the exhibit.

Form of Flowers : is judged on the basis of conformity with the type in the case of a species, or in the case of hybrids, the comparative attractiveness of the exhibits.

Colour of Flowers : should be clear and attractive. Colours should not fade, darken or bleach. Fallen pollen should be removed so as not to detract from the natural colour.

Difficulty in cultivation : This could be taken into account by the judge.

Flower Shapes

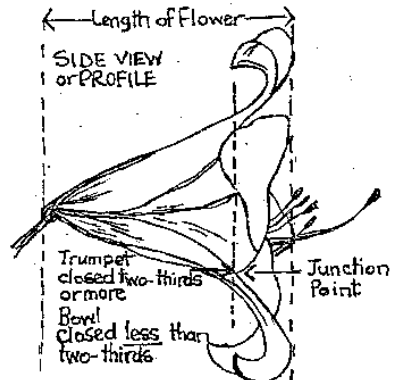
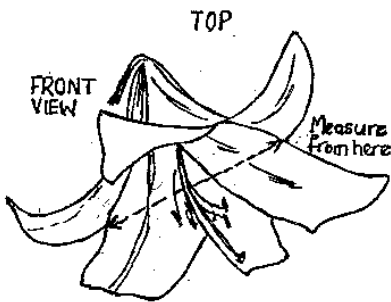
Formula for determining the dividing line between Trumpet and Bowl shaped liliiums.

Trumpet liliiums:

To be closed at least two-thirds of length of floret (when measured from base to junction point) as viewed in profile. Viewed from the front of the flower, the distance between opposite junction points to be no more than two-thirds of the length of the flower in profile.

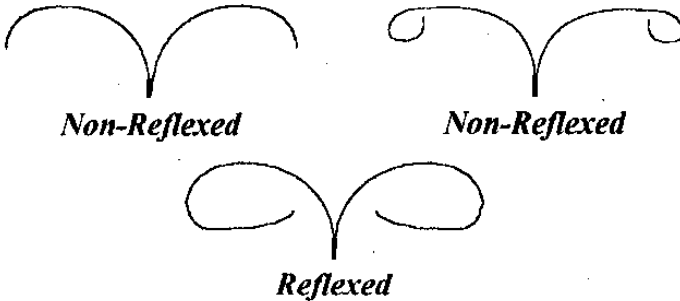
Bowl Shaped liliiums :

To be closed less than two-thirds of length of of floret (when measured from base to junction point) as viewed in profile. Viewed from the front of the flower, the distance between opposite junction points should exceed two-thirds of the length of the flower in profile.



Reflexed :

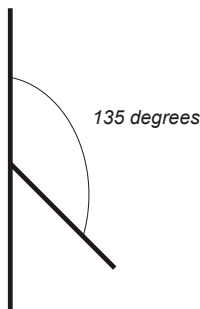
A floret is deemed to be reflexed if the tepals have recurved to a point parallel to the face of the flower or beyond, and the recurved portion of the tepals reaches a point 75% of the distance from the perimeter of the flower to the pedicel.



Outfacing vs Downfacing (pendant):

If a hybrid is registered, then it is to be entered as per the registration details.

Where a hybrid is not registered it is considered downfacing if the flowers are deemed to be more than 135° from vertical.



Hybrid Definitions

Asiatic

Hybrids derived from such species as *L. amabile*, *L. bulbiferum*, *L. cernuum*, *L. concolor*, *L. davidii*, *L. lancifolium* (*L. tigrinum*), *L. lankongense*, *L. leichtlinii* and *L. pumilum*. (eg. Connecticut King, Gran Paradiso, Nutmegger, Red Velvet)

Martagon

Hybrids derived from the species *L. distichum*, *L. hansonii*, *L. martagon*, *L. medeoloides* and *L. tsingtauense*. (eg. Marhan, Backhouse Hybrids, Sutton Court)

Candidum

Hybrids derived from the species *L. candidum*, *L. chalconicum*, *L. monadelphum* and other European species (not *L. martagon* types). (eg. x testaceum, Limerick, June Fragrance)

American

Hybrids of American species. (eg. Afterglow, Bellingham Hybrids)

Longiflorum or Formosanum

Hybrids derived from *L. longiflorum* or *L. formosanum*, excluding *L. longiflorum* / asiatic crosses.

Trumpet or Aurelian

Hybrids derived from Asiatic (trumpet) species such as *L. leucanthum* and *L. sargentiae* (Trumpet Hybrids) and *L. henryi* (Aurelian Hybrids). (eg. Bright Star, Pink Perfection, White Henryi)

Oriental

Hybrids of Far Eastern species such as *L. auratum*, *L. speciosum*, *L. japonicum* and *L. rubellum*, including any of their hybrids with *L. henryi*. (eg. Black Beauty, Casa Blanca, Star Gazer)

Orienpet

Hybrids between the Trumpet or Aurelian and Oriental Hybrid groups or one group and the species that make up the other group. (Note Oriental hybrids (or species) crossed with *L. henryi* are Oriental hybrids, not Orienpets.) (eg. Leslie Woodriff [Tetra Black Beauty (Oriental) x Tetra White Henryi (Aurelian)], Starburst Sensation [Damson (Trumpet) x *L. speciosum* ‘Tornado’ (Oriental species)])

L-A

Hybrids between *L. longiflorum* and Asiatic hybrids or species. (eg. Mega

Star, Royal Fantasy, Salmon Queen)

L-O

Hybrids between *L. longiflorum* and Oriental hybrids or species. (eg. Sea Treasure)

INDEX

December Staging of exhibits	2
January Hall Availability	2
Rules For Exhibitors and Judges.....	3
Show Schedule	
December	
Florets.....	5
Stems	5
Bulbs, Tubers, Corms and Rhizomes	5
January	
Hybrid Florets	6
Species Florets.....	6
Hybrid Stems.....	6
Species Stems.....	7
Collections.....	7
General	8
Floral Arrangements.....	8
Bulbs, Tubers, Corms and Rhizomes	8
Photography Competition	8
Prizes And Awards	9
December	9
January	10
Some Guidelines For Exhibitors	
Show Entry Cards	11
Water For Exhibits	12
Some Guidelines To Judging.....	12
Flower Shapes.....	14
Hybrid Definitions	16
Notes	
Plants on Consignment	19

Notes

Plants on Consignment

1. All plants must be healthy - any that show signs of disease will be rejected.
2. All pots must be clean.
3. All plants must be correctly named, and writing on labels be legible.
4. Any debris must be removed from the top of all pots. i.e.. leaves, twigs.
5. Commission to the Society will be 40%, pricing to be worked out with the show convenor one week prior to the event and grower to then display the agreed price on each pot.
6. If a large enough number, and by prior arrangement (one week before the show) then a pickup can be arranged.
7. It is the grower's responsibility to remove any remaining unsold plants at the closure of the show.
8. Both grower and show convenor to sign a Received and a Dispatched form.
9. Payment for sales will be made at the trophy dinner.
10. The show convenor has the right to refuse any plants if those plants are considered to be of inferior quality.

Notes